

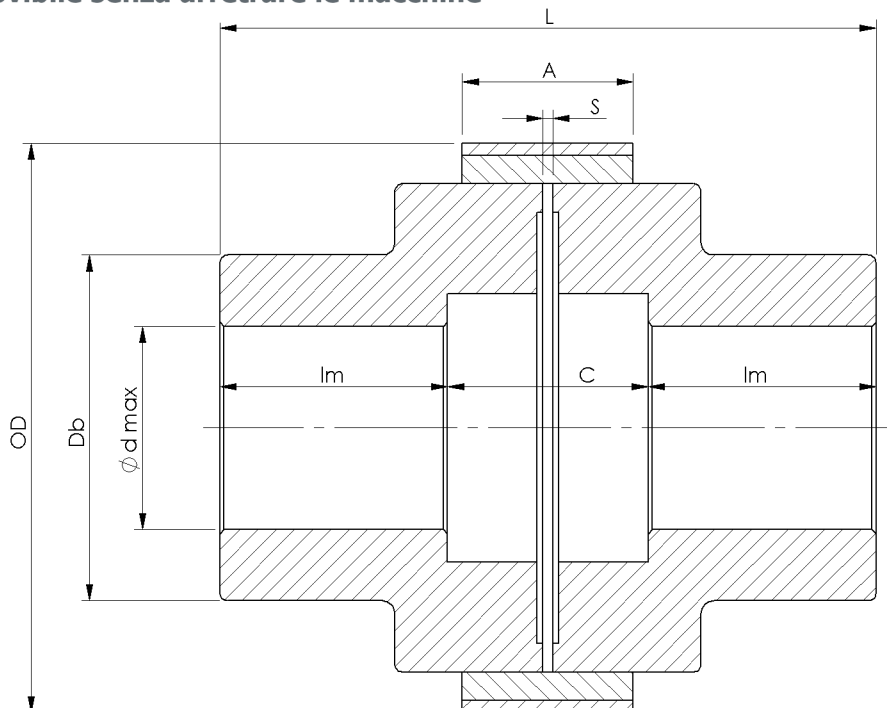


Giunti Elastici ELIFLEX

Tassello rimovibile senza arretrare le macchine



Tassello elastico

Taglia	Coppia Nominale	Foro max	OD	Db	A	L	Im	C	S
		d1							
	Nm	mm	mm	mm	mm	mm	mm	mm	mm
00	6,5	16	43	35	12	50	19	12	1,5
0	20	23	62	53	16	73	28	17	1,5
1	50	38	80	65	22	91	34	23	1,5
2	100	42	107	80	32	132	47	38	2,5
3	200	50	140	85	42	156	56	44	2,5
4	400	65	176	110	51	180	63	54	3,5
5	1000	85	225	140	59	216	77	62	3,5
6	2000	110	267	180	69	260	95	70	3,5
7	4000	130	307	205	75	310	116	78	4
8	7500	150	366	242	85	382	147	88	5
9	12500	180	432	280	92	420	162	96	5
10	25000	210	532	330	104	482	188	106	6